

# Using RASIC in Auros

Carlo Forest

September 25<sup>th</sup>, 2018

# What's a "RASIC"?

- RASIC is a Management Planning Tool designed to identify roles in a project or process
- Each letter represents a role:
  - R: Responsible (Owner – a.k.a. “The Big “R”)
  - A: Approver (Who needs to approve OR who you are presenting to)
  - S: Support (Support for the “R” – active participant)
  - I: Inform (“cc” to let them know – no action required)
  - C: Consult (as needed support for the “R” – not as involved as the “S”)
- Notes:
  - At least one “R” per row (best if only one)
  - Best if reviewed and approved with all involved parties *prior* to implementation
  - Good tool for planning, but not so good for tracking

# QUALITY AUDIT REPORT PROCESS

TASKS	PRODUCTION	MAINTENANCE	QUALITY ENG	SUPPLIER QUALITY	ENGINEERING	MANAGEMENT
Initial problem solving	R					
In-depth problem solving	S	C	R	C	C	
Supplier issue	I		R	C	C	
Product issue	I		R		S	
Equipment issue	R	S				
Present results	R	C	C	C	C	A

# RASIC in Auros

1. Create CoP
2. Create K-PACs
3. Display using RASIC format

# 1. Create CoP (Community of Practice)

- Contact Auros Admin to create your CoP
- Tips:
  - Include “RASIC” in the CoP name to help searches
  - Create K-PAC Type: “RASIC”

K-PAC Detail View - Internet Explorer

RASIC  
K-PAC Detail View

Export Action Reports Edit

Details Relations Connections

CFRASIC-1

Title Initial problem solving

TASK INSTRUCTIONS Follow practical problem solving sheet (PPS).

Value Table

Other Info

K-PAC Type RASIC

Author Forest, Carlo(cz8jrj)

Contact Forest, Carlo(cz8jrj)

E2ks Core Template Basic

Support Documents

RASIC

Production Responsible (R)

Maintenance

Quality Eng

Supplier Quality

Product Eng

Management

Do not use these attributes

Teams

## 2. Create K-PACs (K-PAC structure)

- Header:

- Titles: RASIC Tasks
- Description/Instruction: Details for each task as required

TASKS	PRODUCTION	MAINTENANCE	QUALITY ENG	SUPPLIER QUALITY	ENGINEERING	MANAGEMENT
Initial problem solving	R					
In-depth problem solving	S	C	R			
Supplier issue	I		R	C	C	
Product issue	I		R		S	
Equipment issue	R	S				
Present results	R	C	C	C	C	A

CFRASIC-1  
Title: Initial problem solving  
TASK INSTRUCTIONS: Follow practical problem solving sheet (PPS).

- Attributes:

- Each Department as attribute field
- RASIC roles are entries in dropdown list (same for all Departments)

TASKS	PRODUCTION	MAINTENANCE	QUALITY ENG	SUPPLIER QUALITY	ENGINEERING	MANAGEMENT
Initial problem solving	R					
In-depth problem solving	S	C	R	C		
Supplier issue	I		R	C	C	
Product issue	I		R		S	
Equipment issue	R	S				
Present results	R	C	C	C	C	A

RASIC  
Production Responsible (R)  
Maintenance Responsible (C)  
Quality Eng Responsible (R)  
Supplier Quality Responsible (C)  
Product Eng Responsible (C)  
Management Responsible (A)

TASKS	PRODUCTION	MAINTENANCE	QUALITY ENG	SUPPLIER QUALITY	ENGINEERING	MANAGEMENT
Initial problem solving	R					
In-depth problem solving	S	C	R	C		
Supplier issue	I		R	C	C	
Product issue	I		R		S	
Equipment issue	R	S				
Present results	R	C	C	C	C	A

RASIC  
Production Responsible (R)  
Maintenance Responsible (C)  
Quality Eng Responsible (R)  
Supplier Quality Responsible (C)  
Product Eng Responsible (C)  
Management Responsible (A)

## 2. Create K-PACs (Suggest using Excel)

- Proposed K-PAC design process using Excel:
  - Column A: List of Attributes
    - For RASIC, use Departments or Job Titles
  - Column B: What type of attribute (yes/no, dropdown, global list, etc.)
    - For RASIC: One from list
  - Column C: List choices if you have a list and separate each choice with “;”. If you have another type, this column may be empty.
  - Column D+: One column per task which equates to one column per K-PAC. If you have other fields (e.g. “Instructions”), add to matrix.
- Once structure is defined, fill in the blanks for each K-PAC, then transfer the data into Auros
  - *Tip: Freeze frames to allow for multiple K-PACs to scroll*

## 2. Create K-PACs (Attributes)

- Proposed K-PAC design process using Excel:
  - Column A: List of Attributes
    - For RASIC, use Departments or Job Titles

<b>Attributes</b>
Production
Maintenance
Quality Eng
Supplier Quality
Product Eng
Management



## 2. Create K-PACs (Attribute Type)

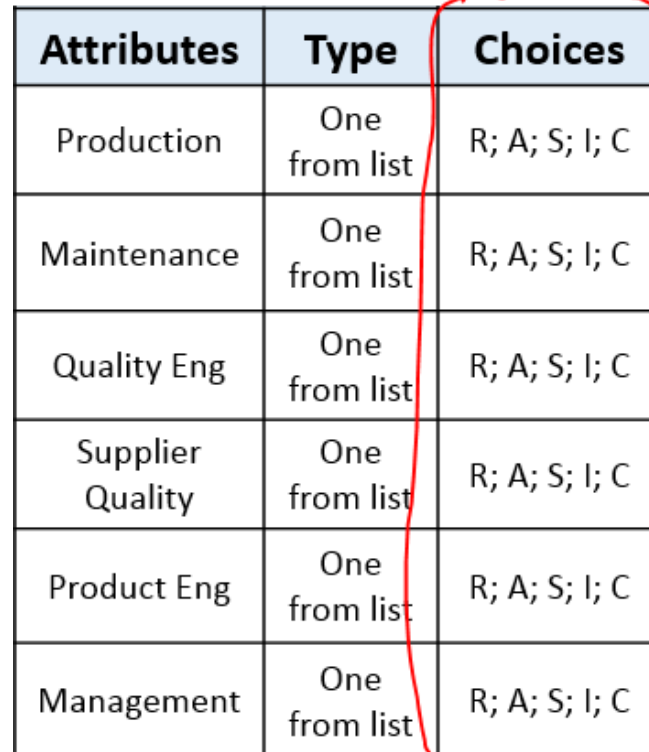
- Proposed K-PAC design process using Excel:
  - Column B: What type of attribute (yes/no, dropdown, global list, etc.)
    - For RASIC: One from list



Attributes	Type
Production	One from list
Maintenance	One from list
Quality Eng	One from list
Supplier Quality	One from list
Product Eng	One from list
Management	One from list

## 2. Create K-PACs (List of Choices)

- Proposed K-PAC design process using Excel:
  - Column C: List choices if you have a list and separate each choice with “;”. If you have another type, this column may be empty.



Attributes	Type	Choices
Production	One from list	R; A; S; I; C
Maintenance	One from list	R; A; S; I; C
Quality Eng	One from list	R; A; S; I; C
Supplier Quality	One from list	R; A; S; I; C
Product Eng	One from list	R; A; S; I; C
Management	One from list	R; A; S; I; C

## 2. Create K-PACs (K-PAC Columns)

- Proposed K-PAC design process using Excel:
  - Column D+: One column per task which equates to one column per K-PAC. If you have other fields (e.g. “Instructions”), add to matrix.

K-PAC #	1	2	3	4	5	6
Tasks	Initial problem solving	In-depth problem solving	Supplier issue	Product issue	Equipment issue	Present results
Instructions	Follow practical problem solving sheet	Use appropriate Problem Solving tool(s) (e.g. Red X method).	If product supplier issue, follow-up with supplier and document using online system (e.g. PR&R). Enlist Central Supplier Quality as needed for intervention at the supplier.	Quality Engineer ensures that it is a product design product design related issues. If so, a PRTS must be created to get a design change implemented, even if temporary.	If equipment issue (e.g. adjustment, repair), contact Maintenance Team to assess situation and bring resolve.	Ask Quality Team for time slot to report at next Management Quality Update. Present your findings and capture comments and follow-up points.

## 2. Create K-PACs (Suggest using Excel)

- Once structure is defined, fill in the blanks for each K-PAC, then transfer the data into Auros
- *Tip: Freeze frames to allow for multiple K-PACs to scroll*

The screenshot shows the Excel 'Freeze Panes' menu with options: Freeze Panes, Freeze Top Row, and Freeze First Column. The 'QUALITY AUDIT REPORT PROCESS' table is displayed with the following structure:

QUALITY AUDIT REPORT PROCESS			K-PAC #	1	2	3	4	5	6
Tasks				Initial problem solving	In-depth problem solving	Supplier issue	Product issue	Equipment issue	Present results
Instructions				Follow practical problem solving sheet	Use appropriate Problem Solving tool(s) (e.g. Red X method).	If product supplier issue, follow-up with supplier and document using online system (e.g. PR&R). Enlist Central Supplier Quality as needed for intervention at the supplier.	Quality Engineer ensures that it is a product design product design related issues. If so, a PRTS must be created to get a design change implemented, even if temporary.	If equipment issue (e.g. adjustment, repair), contact Maintenance Team to assess situation and bring resolve.	Ask Quality Team for time slot to report at next Management Quality Update. Present your findings and capture comments and follow-up points.
Attributes	Type	Choices							
	One from list	R	S	I	I	R	R		
Maintenance	One from list	R; A; S; I; C		C			S	C	
Quality Eng	One from list	R; A; S; I; C		R	R	R		C	
Supplier Quality	One from list	R; A; S; I; C		C	C			C	
Product Eng	One from list	R; A; S; I; C		C	C	S		C	
Management	One from list	R; A; S; I; C						A	

QUALITY AUDIT REPORT PROCESS		K-PAC #	1	2	3	4	5	6
		Tasks	Initial problem solving	In-depth problem solving	Supplier issue	Product issue	Equipment issue	Present results
		Instructions	Follow practical problem solving sheet	Use appropriate Problem Solving tool(s) (e.g. Red X method).	If product supplier issue, follow-up with supplier and document using online system (e.g. PR&R). Enlist Central Supplier Quality as needed for intervention at the supplier.	Quality Engineer ensures that it is a product design product design related issues. If so, a PRTS must be created to get a design change implemented, even if temporary.	If equipment issue (e.g. adjustment, repair), contact Maintenance Team to assess situation and bring resolve.	Ask Quality Team for time slot to report at next Management Quality Update. Present your findings and capture comments and follow-up points.
Attributes	Type	Choices						
Production	One from list	R; A; S; I; C	R	S	I	I	R	R
Maintenance	One from list	R; A; S; I; C		C			S	C
Quality Eng	One from list	R; A; S; I; C		R	R	R		C
Supplier Quality	One from list	R; A; S; I; C		C	C			C
Product Eng	One from list	R; A; S; I; C		C	C	S		C
Management	One from list	R; A; S; I; C						A

## 2. Create K-PACs (Excel to Auros)

QUALITY AUDIT REPORT PROCESS			K-PAC #	1	2	3	4	5	6
Attributes	Type	Choices	Tasks	Instructions					
Production	One from list	R; A; S; I; C	Initial problem solving	Follow practical problem solving sheet	In-depth problem	Supplier issue	Product issue	Equipment issue	Present results
Maintenance	One from list	R; A; S; I; C		Use appropriate Solving tool(s) (e.g. Red X method).	If product supplier issue, follow-up with supplier and document using PR&R). Enlist Central Supplier Quality as needed for intervention at the supplier.	Quality ensures that it is a product design product design related issues. If so, a PRIS must be created to get a design change implemented, even if temporary.	If equipment (e.g. adjustment, repair), contact to assess situation and bring resolve.	Ask Quality Team for next Management Quality Update.	and capture comments and follow-up points.
Quality Eng	One from list	R; A; S; I; C							
Supplier Quality	One from list	R; A; S; I; C							
Product Eng	One from list	R; A; S; I; C							
Management	One from list	R; A; S; I; C							

K-PAC Detail View - Internet Explorer

RASIC  
K-PAC Detail View

Export Action Reports Edit

CERASIC-1

Title Initial problem solving  
TASK INSTRUCTIONS Follow practical problem solving sheet (PPS)

Value Table

Other Info

K-PAC Type RASIC  
K-PAC Status WIP

Support Documents

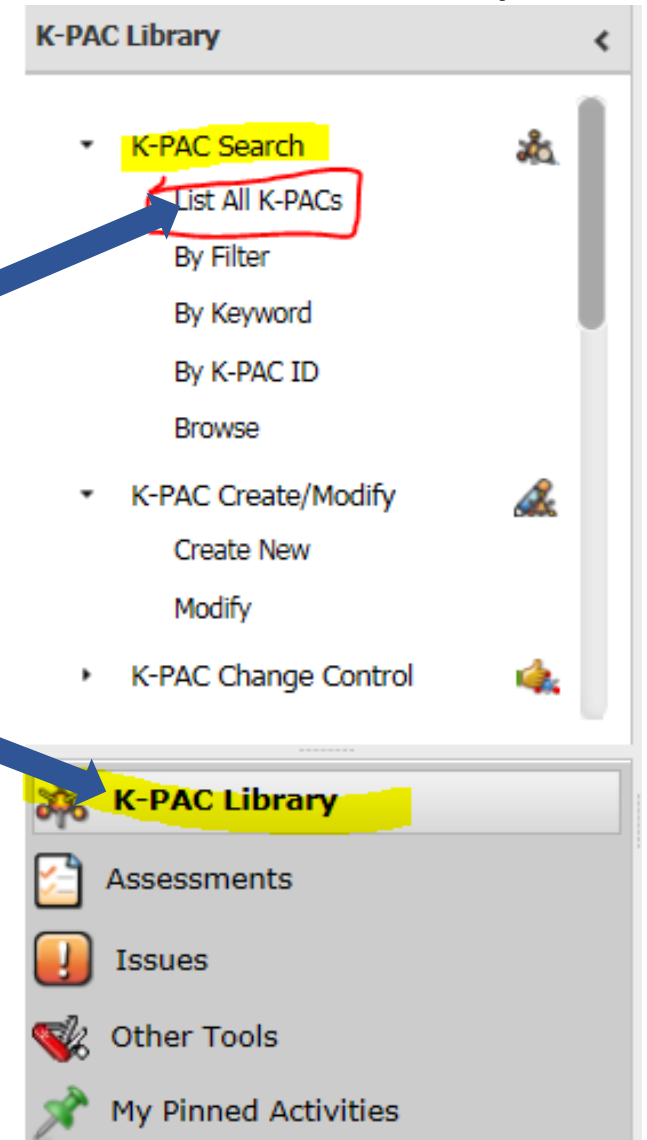
Production Responsible (R)  
Maintenance  
Quality Eng  
Supplier Quality  
Product Eng  
Management

Do not use these attributes

Teams

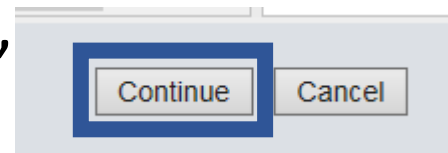
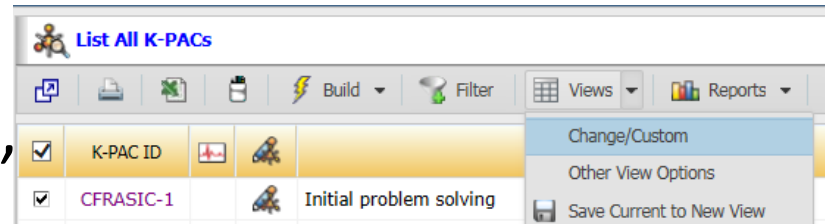
### 3. Display using RASIC format (List All K-PACs)

- Go to “List all K-PACs”
- If you do not have as default:
  - In the left lower menu, select “K-PAC Library”
  - In the pane above, find “K-PAC Search”
  - Select “List All K-PACs”



### 3. Display using RASIC format (Add Task Instructions)

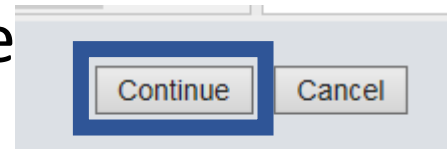
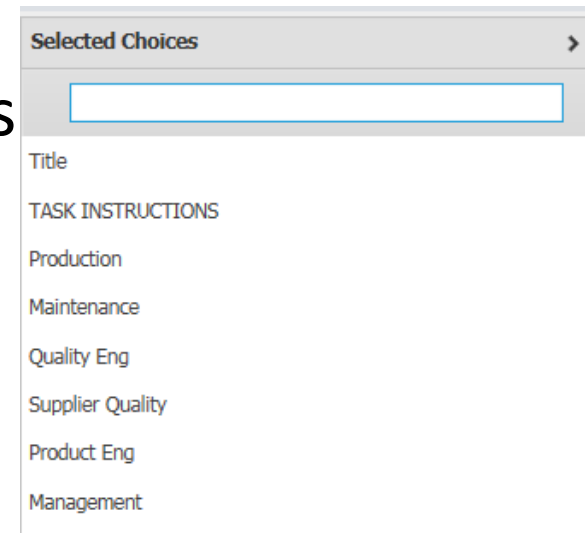
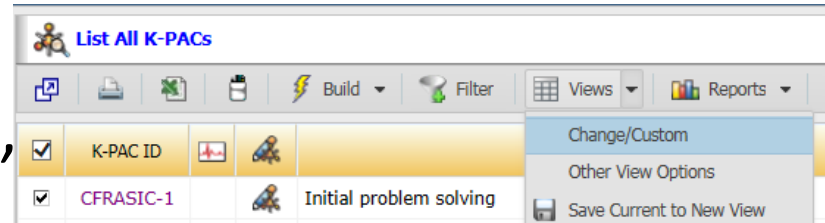
- Select “Views”
- Select “Change/Custom”
- K-PAC Column Chooser window opens
- In left pane, scroll down to “TASK INSTRUCTIONS”
- Click and drag to right pane
- Click “Continue”





# 3. Display using RASIC format (Add Departments)

- Select “Views”
- Select “Change/Custom”
- K-PAC Column Chooser window opens
- In left pane, scroll down to each department (same order as RASIC)
- Click and drag to right pane
- Click “Continue”



# 3. Display using RASIC format (Result)

- If you like the result, you can save it to a view (next slide)

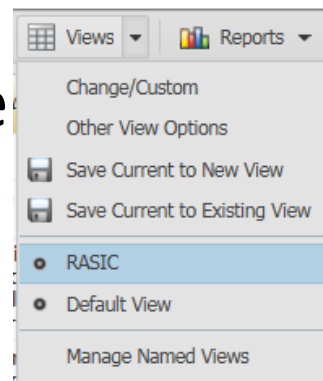
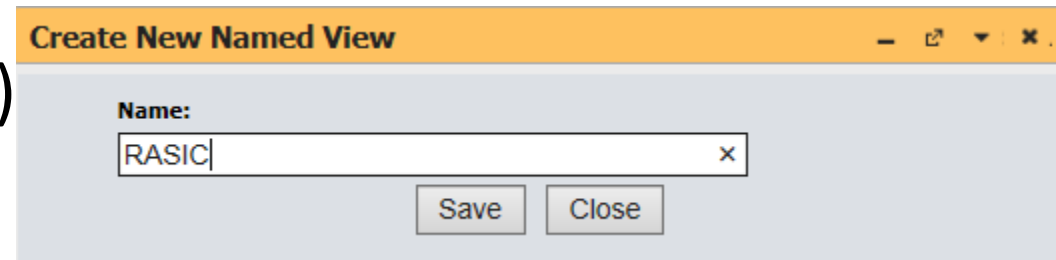
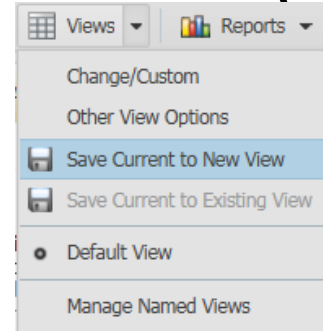
List All K-PACs CoP for Conference (CFRASIC)

Build Filter Clear Sorting Views Reports No Grouping K-PACs Found: 6

<input checked="" type="checkbox"/>	K-PAC ID		Title	TASK INSTRUCTIONS	Production	Maintenance	Quality Eng	Supplier Quality	Product Eng	Management
<input checked="" type="checkbox"/>	CFRASIC-1		Initial problem solving	Follow practical problem solving sheet (PPS).	Responsible (R)					
<input checked="" type="checkbox"/>	CFRASIC-2		In-depth problem solving	Use appropriate Problem Solving tool(s) (e.g. Red X method).	Support (S)	Consult (C)	Responsible (R)	Consult (C)	Consult (C)	
<input checked="" type="checkbox"/>	CFRASIC-3		Supplier issue	If product supplier issue, follow-up with supplier and document using online system (e.g. PR&R). Enlist Central Supplier Quality as needed for intervention at the supplier.	Inform (I)		Responsible (R)	Consult (C)	Consult (C)	
<input checked="" type="checkbox"/>	CFRASIC-4		Product issue	Quality Engineer ensures that it is a product design product design related issues. If so, a PRTS must be created to get a design change implemented, even if temporary.	Inform (I)		Responsible (R)		Support (S)	
<input checked="" type="checkbox"/>	CFRASIC-5		Equipment issue	If equipment issue (e.g. adjustment, repair), contact Maintenance Team to assess situation and bring resolve.	Responsible (R)	Support (S)				
<input checked="" type="checkbox"/>	CFRASIC-6		Present results	Ask Quality Team for time slot to report at next Management Quality Update. Present your findings and capture comments and follow-up points.	Responsible (R)	Consult (C)	Consult (C)	Consult (C)	Consult (C)	Approver (A)

### 3. Display using RASIC format (RASIC View)

- Select “Views”
- Select “Save Current to New View”
- In window, name view (“RASIC”)
- Click “Save”
- “RASIC” view now available



Questions?

# Contact info

Carlo Forest

586-335-1262

[carlo.forest@gm.com](mailto:carlo.forest@gm.com)

Thanks to:

- Susan Bachmann (Manufacturing Requirements System Lead, ME Auros)
- Kristine Brosseau (Overall Administrator and Global SME - Auros/E2ks)
- Kurt Domke (Auros Application Engineer)